



**E**nviromental



**S**ocial

**ESGU11**

**TREND ETF ESG AWARE MSCI USA**

Nov/2021

**TREND**  
FUNDOS INDEXADOS



**G**overnance



**United States of  
America**

# Disclaimer

ESTE MATERIAL É DE CARÁTER EXCLUSIVAMENTE INFORMATIVO E NÃO DEVE SER CONSIDERADO UMA OFERTA PARA COMPRA DE COTAS DO FUNDO. O PRESENTE MATERIAL FOI PREPARADO DE ACORDO COM INFORMAÇÕES NECESSÁRIAS AO ATENDIMENTO DAS NORMAS E MELHORES PRÁTICAS EMANADAS PELA CVM E ANBIMA. AS INFORMAÇÕES CONTIDAS NESSE MATERIAL ESTÃO EM CONSONÂNCIA COM O REGULAMENTO, PORÉM NÃO O SUBSTITUEM. LEIA O PROSPECTO E O REGULAMENTO ANTES DE INVESTIR, COM ESPECIAL ATENÇÃO PARA AS CLÁUSULAS RELATIVAS AO OBJETIVO E À POLÍTICA DE INVESTIMENTO DO FUNDO, BEM COMO DAS DISPOSIÇÕES ACERCA DOS FATORES DE RISCO A QUE O FUNDO ESTÁ EXPOSTO. ANTES DE TOMAR UMA DECISÃO DE INVESTIMENTO DE RECURSOS NO FUNDO, OS INVESTIDORES DEVEM, CONSIDERANDO SUA PRÓPRIA SITUAÇÃO FINANCEIRA, SEUS OBJETIVOS DE INVESTIMENTO E O SEU PERFIL DE RISCO, AVALIAR, CUIDADOSAMENTE, TODAS AS INFORMAÇÕES DISPONÍVEIS NO PROSPECTO E NO REGULAMENTO DO FUNDO. AS EXPRESSÕES QUE ESTÃO COM PRIMEIRA LETRA MAIÚSCULA SE ENCONTRAM DEFINIDAS NO REGULAMENTO E/OU PROSPECTO DO FUNDO.

O MERCADO SECUNDÁRIO EXISTENTE NO BRASIL PARA NEGOCIAÇÃO DE COTAS DE FUNDOS DE INVESTIMENTO APRESENTA BAIXA LIQUIDEZ E NÃO HÁ NENHUMA GARANTIA DE QUE EXISTIRÁ NO FUTURO UM MERCADO PARA NEGOCIAÇÃO DAS COTAS QUE PERMITA AOS COTISTAS SUA ALIENAÇÃO, CASO ESTES DECIDAM PELO DESINVESTIMENTO. DESSA FORMA, OS COTISTAS PODEM TER DIFICULDADE EM REALIZAR A VENDA DAS SUAS COTAS NO MERCADO SECUNDÁRIO, OU OBTER PREÇOS REDUZIDOS NA VENDA DE SUAS COTAS. ADICIONALMENTE, OS FUNDOS DE INVESTIMENTO SÃO CONSTITUÍDOS SOB A FORMA DE CONDOMÍNIO FECHADO, NÃO ADMITINDO O RESGATE A QUALQUER TEMPO DE SUAS COTAS. O INVESTIMENTO DO FUNDO DE INVESTIMENTO DE QUE TRATA ESTE MATERIAL APRESENTA RISCOS PARA O INVESTIDOR. AINDA QUE A INSTITUIÇÃO ADMINISTRADORA MANTENHA SISTEMA DE GERENCIAMENTO DE RISCOS, NÃO HÁ GARANTIA DE COMPLETA ELIMINAÇÃO DA POSSIBILIDADE DE PERDAS PARA O FUNDO E PARA O INVESTIDOR.

# ESGU11 | Trend ETF ESG AWARE MSCI USA: Overview



- Fundo indexado que oferece exposição ao **MSCI USA Extended ESG Focus Index (ESG-U)**, sem proteção cambial (unhedged), composto por grandes e médias empresas com exposição à fatores positivos relacionados ao Meio Ambiente, Sociedade e Governança (ESG), listadas nas bolsas de valores norte-americanas e constituintes do MSCI USA Index (parent index). O índice ESG-U atualmente conta com **351 ativos e exposição diversificada entre setores**.
- O índice é **baseado na metodologia MSCI Extended ESG Focus que conta com um processo de otimização de fatores ESG** (excluindo empresas relacionadas à armas, tabaco, carvão e xisto betuminoso; e **favorecendo empresas com melhores scores MSCI ESG ratings**) e parâmetros para preservar as características dos respectivos parent index (tracking error, peso mínimo dos ativos, alocação por setores e regiões, turnover, risco sistemático e específico).
- O índice é revisado trimestralmente – em Fevereiro, Maio, Agosto e Novembro – com o objetivo de refletir as mudanças dos mercados de ações subjacentes de maneira periódica enquanto limita giro do índice. Durante as revisões semestrais em Maio e Novembro, o índice é rebalanceado e os pontos de corte para grandes e médias capitalizações de mercado são recalculados.
- O fundo **Trend ETF ESG AWARE MSCI USA | ESGU11** tem as seguintes características:
  - ✓ acessível ao **público em geral**
  - ✓ investimentos **à partir de R\$ 10**
  - ✓ **liquidação D+2** (dias úteis)
  - ✓ **Com exposição à variação cambial do dólar**
  - ✓ taxa de administração **0,30% a.a.**

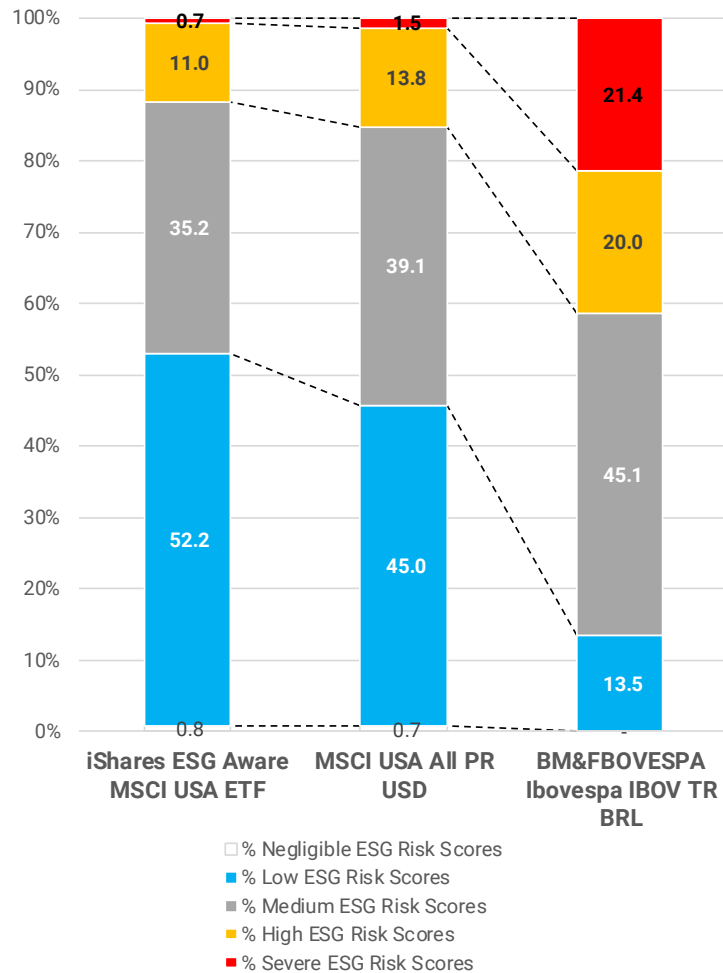
 **Clique aqui para investir no fundo**  
**ESGU11**



# ESGU11 | Trend ETF ESG AWARE MSCI USA

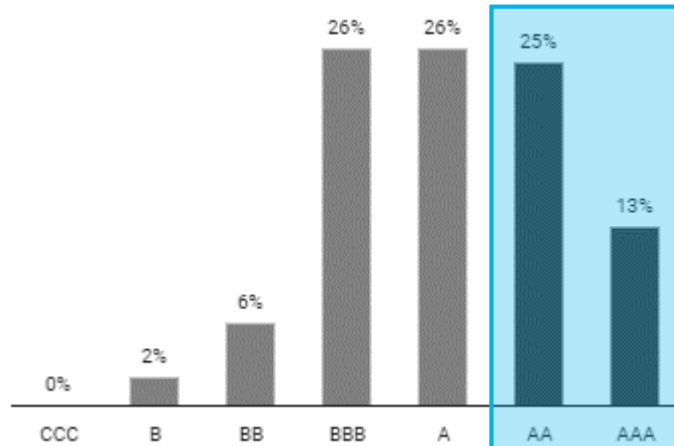
Sustainalytics e MSCI ESG Ratings

Sustainalytic ESG Risk Score | % of AUM

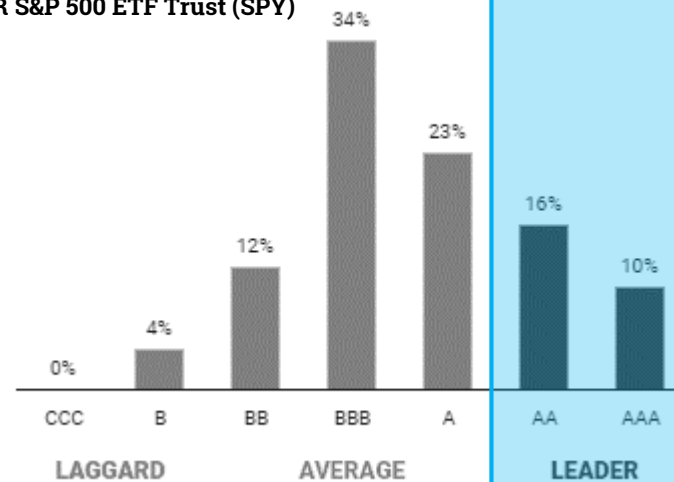


MSCI ESG Rating | % of AUM

iShares ESG Aware MSCI USA ETF (ESGU)



SPDR S&P 500 ETF Trust (SPY)



## iShares ESG Aware MSCI USA ETF (ESGU)

Peer Group: Equity US  
Country/Region: USA

**MSCI**  
ESG RATINGS



CCC B BB BBB **A** AA AAA

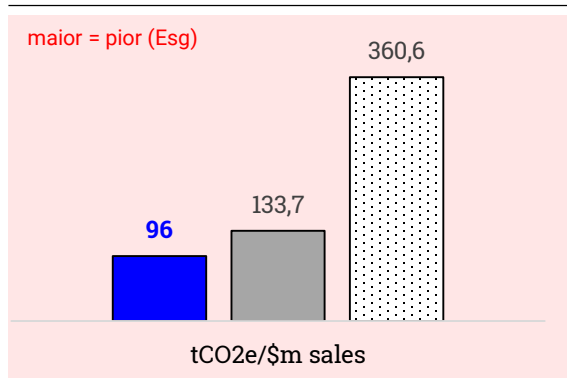
[ESG Leaders \(AA/AAA\) | MSCI ESG Rating:](#)

(...) companies that tend to show strong and/or improving management of financially relevant ESG issues. These **companies may be more resilient to disruptions arising from ESG events.**

# ESGU11 | Trend ETF ESG AWARE MSCI USA

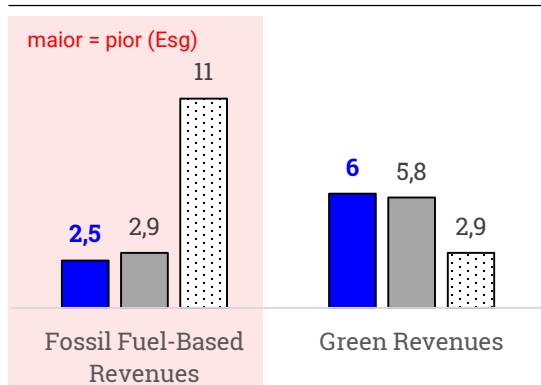
## Indicadores MSCI ESG

Emissões de Carbono por Vendas | ton/USD \$M



■ ESGU ■ S&P500 (SPY) □ BOVESPA

Receita relacionada à Sustentabilidade | % peso

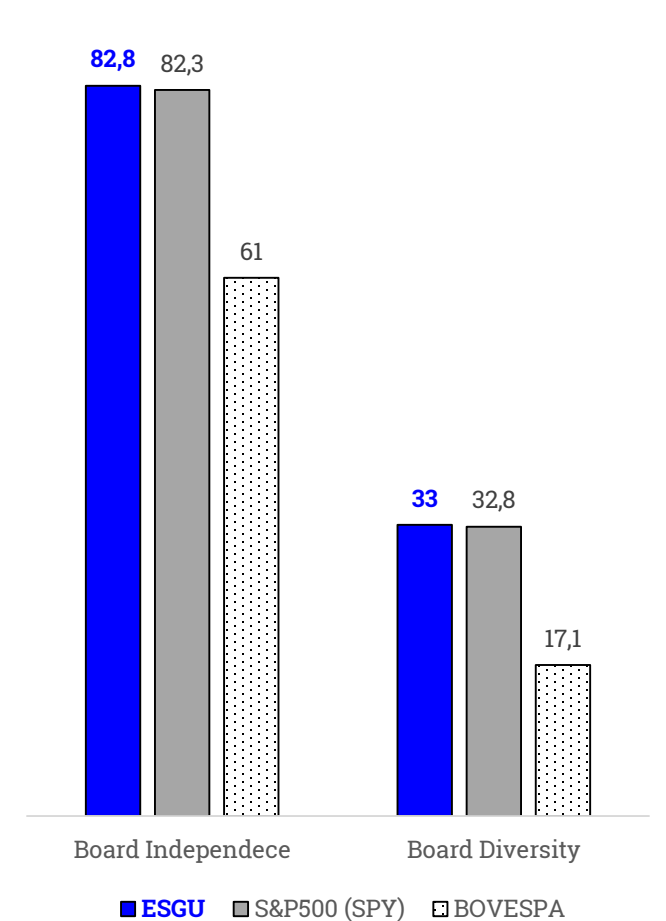


■ ESGU ■ S&P500 (SPY) □ BOVESPA

Social, exposição à temas controversos | % peso (quant)



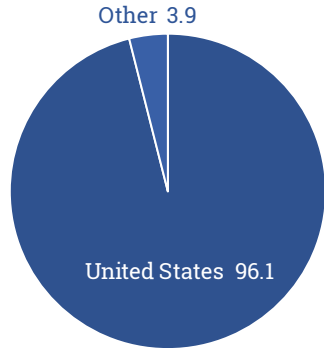
Governança, membros conselho administrativo | %<sup>1</sup>



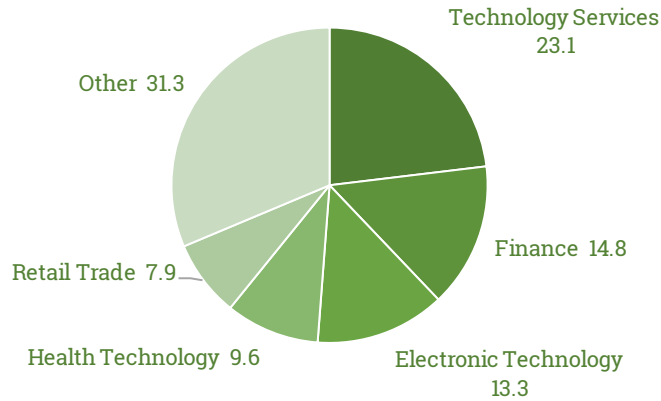
■ ESGU ■ S&P500 (SPY) □ BOVESPA

# ESGU11 | Trend ETF ESG AWARE MSCI USA: Composição

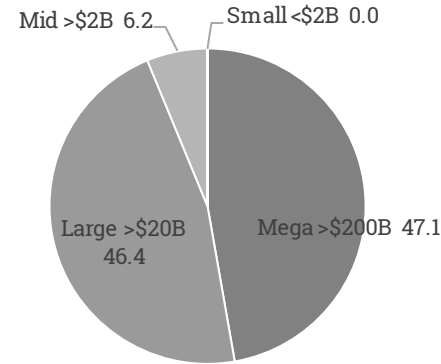
Por País (em % | peso)



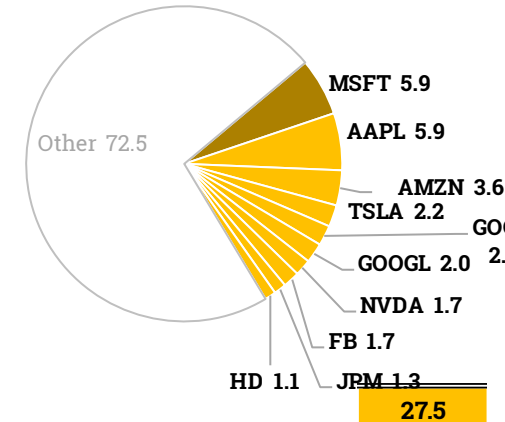
Por Setor (em % | peso)



Por Tamanho (em % | peso)



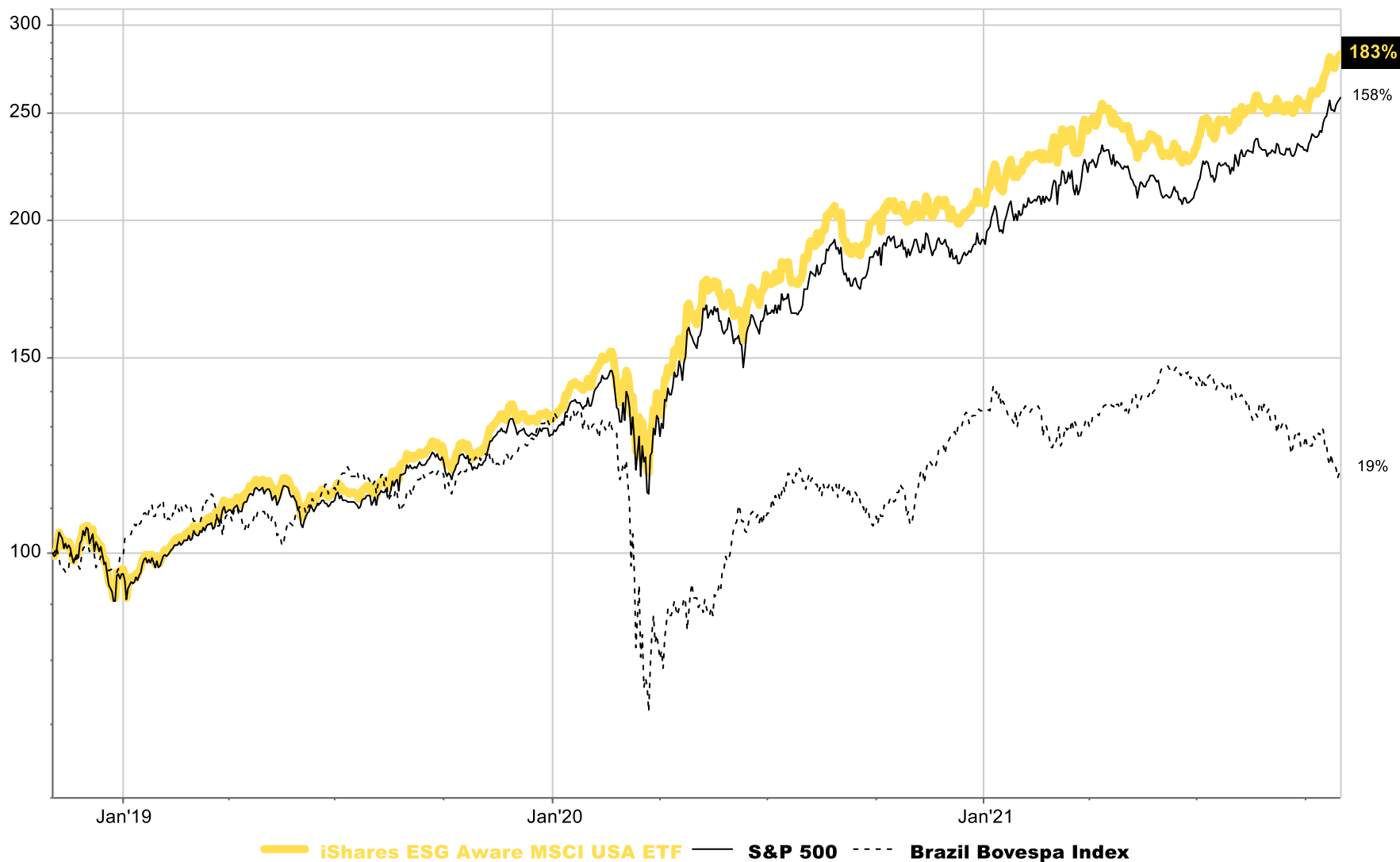
Top 10 Ações (em % | peso)



Weight %	Company	Sector	Ticker	Country	Market Cap	Business Description
5.9	MICROSOFT CORP COM	Technology Services	MSFT	United States	\$ 2,472.9B	Microsoft Corp. engages in the development and support of software, services, devices, and solutions. It operates through the following business segments: Productivity and Business Processes; Intelligent Cloud; and More Personal Computing. The Productivity and Business Processes segment comprises products and services in the portfolio of productivity, communication, and information services of the company spanning a variety of devices and platform. The Intelligent Cloud segment refers to the public, private, and hybrid serve products and cloud services of the company which can power modern business. The More Personal Computing segment encompasses products and services geared towards the interests of end users,
5.9	APPLE INC COM	Electronic Technology	AAPL	United States	\$ 2,443.9B	Apple, Inc. engages in the design, manufacture, and sale of smartphones, personal computers, tablets, wearables and accessories, and other variety of related services. It operates through the following geographical segments: Americas, Europe, Greater China, Japan, and Rest of Asia Pacific. The Americas segment includes North and South America. The Europe segment consists of European countries, as well as India, the Middle East, and Africa. The Greater China segment comprises of China, Hong Kong, and Taiwan. The Rest of Asia Pacific segment includes Australia and Asian countries. Its products and services include iPhone, Mac, iPad, AirPods, Apple TV, Apple Watch, Beats products, Apple Care, iCloud, digital content stores,
3.6	AMAZON COM INC COM	Retail Trade	AMZN	United States	\$ 1,682.8B	Amazon.com, Inc. engages in the provision of online retail shopping services. It operates through the following business segments: North America, International, and Amazon Web Services (AWS). The North America segment includes retail sales of consumer products and subscriptions through North America-focused websites such as www.amazon.com and www.amazon.ca. The International segment offers retail sales of consumer products and subscriptions through internationally-focused websites. The Amazon Web Services segment involves in the global sales of compute, storage, database, and AWS service offerings for start-ups, enterprises, government agencies, and academic institutions. The company was founded by
2.2	TESLA INC COM	Consumer Durables	TSLA	United States	\$ 1,213.7B	Tesla, Inc. engages in the design, development, manufacture, and sale of fully electric vehicles, energy generation and storage systems. It also provides vehicle service centers, supercharger station, and self-driving capability. The company operates through the following segments: Automotive and Energy Generation and Storage. The Automotive segment includes the design, development, manufacture and sale of electric vehicles. The Energy Generation and Storage segment includes the design, manufacture, installation, sale, and lease of stationary energy storage products and solar energy systems, and sale of electricity generated by its solar energy systems to customers. It develops energy storage products for use in homes,
2.1	ALPHABET INC CL C	Technology Services	GOOG	United States	\$ 913.6B	Alphabet, Inc. is a holding company, which engages in the business of acquisition and operation of different companies. It operates through the Google and Other Bets segments. The Google segment includes its main Internet products such as ads, Android, Chrome, hardware, Google Cloud, Google Maps, Google Play, Search, and YouTube. The Other Bets segment consists of businesses such as Access, Calico, CapitalG, GV, Verily, Waymo, and X. The company was founded by Lawrence E. Page and Sergey Mikhaylovich Brin on October 2, 2015 and is headquartered in Mountain View, CA.
2.0	ALPHABET INC CL A	Technology Services	GOOGL	United States	\$ 863.3B	Alphabet, Inc. is a holding company, which engages in the business of acquisition and operation of different companies. It operates through the Google and Other Bets segments. The Google segment includes its main Internet products such as ads, Android, Chrome, hardware, Google Cloud, Google Maps, Google Play, Search, and YouTube. The Other Bets segment consists of businesses such as Access, Calico, CapitalG, GV, Verily, Waymo, and X. The company was founded by Lawrence E. Page and Sergey Mikhaylovich Brin on October 2, 2015 and is headquartered in Mountain View, CA.
1.7	NVIDIA CORP COM	Electronic Technology	NVDA	United States	\$ 645.7B	NVIDIA Corp. engages in the design and manufacture of computer graphics processors, chipsets, and related multimedia software. It operates through the following segments: Graphics Processing Unit (GPU), Tegra Processor, and All Other. The GPU segment comprises of product brands, which aims specialized markets including GeForce for gamers; Quadro for designers; Tesla and DGX for AI data scientists and big data researchers; and GRID for cloud-based visual computing users. The Tegra Processor segment integrates an entire computer onto a single chip, and incorporates GPUs and multi-core CPUs to drive supercomputing for autonomous robots, drones, and cars, as well as for consoles and mobile gaming and
1.7	META PLATFORMS INC CL A	Technology Services	FB	United States	\$ 780.8B	Meta Platforms, Inc., (formerly known as Facebook, Inc.) operates as a global social technology company. The company engages in the development of social media applications as well as virtual and augmented reality products allowing users to connect through mobile devices, personal computers and other platforms. The company operates through two segments. The Family of Apps (FOA) segment which includes Facebook, Instagram, Messenger, WhatsApp and other services, and the Reality Labs (RL) segment, which includes augmented and virtual reality related consumer hardware, software and content. The company was founded by Mark Elliot Zuckerberg, Dustin Moskovitz, Chris R. Hughes, Andrew McCollum, and Eduardo
1.3	JPMORGAN CHASE & CO COM	Finance	JPM	United States	\$ 507.4B	JPMorgan Chase & Co. is a financial holding company. It provides financial and investment banking services. The firm offers a range of investment banking products and services in all capital markets, including advising on corporate strategy and structure, capital raising in equity and debt markets, risk management, market making in cash securities and derivative instruments, and brokerage and research. It operates through the following segments: Consumer and Community Banking, Corporate and Investment Bank, Commercial Banking, and Asset and Wealth Management. The Consumer and Community Banking segment serves consumers and businesses through personal service at bank branches and through automated
1.1	HOME DEPOT INC COM	Retail Trade	HD	United States	\$ 386.8B	The Home Depot, Inc. engages in the sale of building materials and home improvement products. Its products include building materials, home improvement products, lawn and garden products and decor products. The firm operates through the following geographical segments: U.S., Canada and Mexico. It offers home improvement installation services, and tool and equipment rental. The company was founded by Bernard Marcus, Arthur M. Blank, Kenneth Gerald Langone and Pat Farrah on June 29, 1978 and is headquartered at Atlanta, GA.

# ESGU11 | Trend ETF ESG AWARE MSCI USA: Retornos de Referência

\$100 Investido últimos 3 anos | Sem proteção Cambial (como se “unhedged” USD/BRL)



	iShares ESG Aware MSCI USA ETF	S&P 500	Brazil Bovespa Index
3 Meses	16.2%	15.8%	-13.3%
Acumulado YTD	35.5%	34.3%	-11.3%
12 Meses	41.5%	39.0%	12.3%
3 Anos (% a.a.)	41.5%	37.2%	6.1%
5 Anos (% a.a.)	--	40.0%	13.6%
10 Anos (% a.a.)	--	28.5%	6.3%
20 Anos (% a.a.)	--	11.6%	11.8%
Vol 12m (% a.a.)	20.4%	20.4%	21.1%
Vol 5 Anos (% a.a.)	21.9%	21.9%	26.9%
Vol 10 Anos (% a.a.)	--	19.9%	25.1%
Retorno/Risco 12m	2.0x	1.9x	0.6x
Retorno/Risco 5 anos	--	1.8x	0.5x
Retorno/Risco 10 anos	--	1.4x	0.3x
2020	55.8%	50.1%	2.9%
2019	34.8%	33.8%	31.6%
2018	10.0%	9.6%	15.0%
2017	21.5%	21.7%	26.9%
2016	--	-9.9%	38.9%
2015	--	47.8%	-13.3%
2014	--	25.5%	-2.9%
2013	--	49.3%	-15.5%
2012	--	24.5%	7.4%





**E**nviromental



**S**ocial

**ESGU11**

**TREND ETF ESG AWARE MSCI USA**

Nov/2021

**TREND**  
FUNDOS INDEXADOS



**G**overnance



**United States of  
America**