



Enviromental



Social

ESGE11

TREND ETF ESG AWARE MSCI USA

Nov/2021

TREND
FUNDOS INDEXADOS



Governance



Emerging
Markets

Disclaimer

ESTE MATERIAL É DE CARÁTER EXCLUSIVAMENTE INFORMATIVO E NÃO DEVE SER CONSIDERADO UMA OFERTA PARA COMPRA DE COTAS DO FUNDO. O PRESENTE MATERIAL FOI PREPARADO DE ACORDO COM INFORMAÇÕES NECESSÁRIAS AO ATENDIMENTO DAS NORMAS E MELHORES PRÁTICAS EMANADAS PELA CVM E ANBIMA. AS INFORMAÇÕES CONTIDAS NESSE MATERIAL ESTÃO EM CONSONÂNCIA COM O REGULAMENTO, PORÉM NÃO O SUBSTITUEM. LEIA O PROSPECTO E O REGULAMENTO ANTES DE INVESTIR, COM ESPECIAL ATENÇÃO PARA AS CLÁUSULAS RELATIVAS AO OBJETIVO E À POLÍTICA DE INVESTIMENTO DO FUNDO, BEM COMO DAS DISPOSIÇÕES ACERCA DOS FATORES DE RISCO A QUE O FUNDO ESTÁ EXPOSTO. ANTES DE TOMAR UMA DECISÃO DE INVESTIMENTO DE RECURSOS NO FUNDO, OS INVESTIDORES DEVEM, CONSIDERANDO SUA PRÓPRIA SITUAÇÃO FINANCEIRA, SEUS OBJETIVOS DE INVESTIMENTO E O SEU PERFIL DE RISCO, AVALIAR, CUIDADOSAMENTE, TODAS AS INFORMAÇÕES DISPONÍVEIS NO PROSPECTO E NO REGULAMENTO DO FUNDO. AS EXPRESSÕES QUE ESTÃO COM PRIMEIRA LETRA MAIÚSCULA SE ENCONTRAM DEFINIDAS NO REGULAMENTO E/OU PROSPECTO DO FUNDO.

O MERCADO SECUNDÁRIO EXISTENTE NO BRASIL PARA NEGOCIAÇÃO DE COTAS DE FUNDOS DE INVESTIMENTO APRESENTA BAIXA LIQUIDEZ E NÃO HÁ NENHUMA GARANTIA DE QUE EXISTIRÁ NO FUTURO UM MERCADO PARA NEGOCIAÇÃO DAS COTAS QUE PERMITA AOS COTISTAS SUA ALIENAÇÃO, CASO ESTES DECIDAM PELO DESINVESTIMENTO. DESSA FORMA, OS COTISTAS PODEM TER DIFICULDADE EM REALIZAR A VENDA DAS SUAS COTAS NO MERCADO SECUNDÁRIO, OU OBTER PREÇOS REDUZIDOS NA VENDA DE SUAS COTAS. ADICIONALMENTE, OS FUNDOS DE INVESTIMENTO SÃO CONSTITUÍDOS SOB A FORMA DE CONDOMÍNIO FECHADO, NÃO ADMITINDO O RESGATE A QUALQUER TEMPO DE SUAS COTAS. O INVESTIMENTO DO FUNDO DE INVESTIMENTO DE QUE TRATA ESTE MATERIAL APRESENTA RISCOS PARA O INVESTIDOR. AINDA QUE A INSTITUIÇÃO ADMINISTRADORA MANTENHA SISTEMA DE GERENCIAMENTO DE RISCOS, NÃO HÁ GARANTIA DE COMPLETA ELIMINAÇÃO DA POSSIBILIDADE DE PERDAS PARA O FUNDO E PARA O INVESTIDOR.

ESGE11 | Trend ETF ESG AWARE MSCI Emerging Markets: Overview



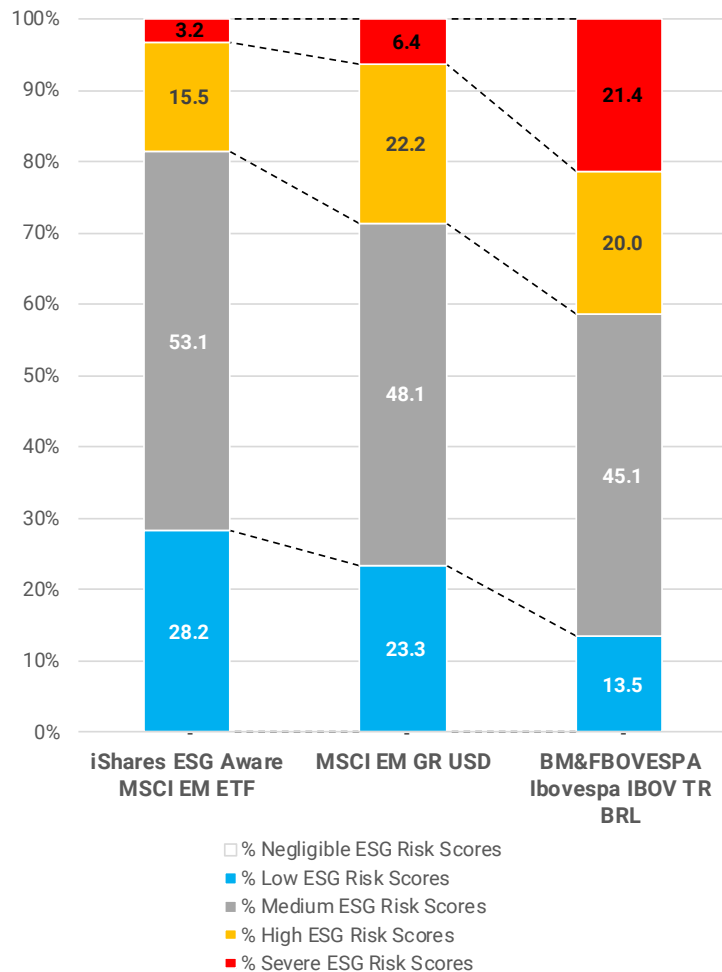
- **ETF listado na B3** que oferece exposição ao **MSCI Emerging Markets Extended ESG Focus Index (ESG-E)**, sem proteção cambial, composto por grandes e médias empresas com exposição à fatores positivos relacionados ao Meio Ambiente, Sociedade e Governança (ESG), listadas nas bolsas de valores em **países emergentes (EM)**: Argentina, Brasil, Chile, China, Colômbia, Republica Tcheca, Egito, Grécia, Hungria, Índia, Indonésia, Coréia do Sul, Kuwait, Malásia, México, Paquistão, Peru, Filipinas, Polônia, Qatar, Rússia, Arábia Saudita, África do Sul, Taiwan, Tailândia, Turquia e Emirados Árabes) e constituintes do MSCI Emerging Markets index (parent index). **O índice ESG-E atualmente conta com 344 ativos e exposição diversificada entre setores.**
- O índice é baseado na metodologia **MSCI Extended ESG Focus** que conta com um processo de otimização de fatores ESG (excluindo empresas relacionadas à armas, tabaco, carvão e xisto betuminoso; e favorecendo empresas com melhores scores **MSCI ESG ratings**) e parâmetros para preservar as características dos respectivos parent index (tracking error, peso mínimo dos ativos, alocação por setores e regiões, turnover, risco sistemático e específico).
- O índice é revisado trimestralmente – em Fevereiro, Maio, Agosto e Novembro – com o objetivo de refletir as mudanças dos mercados de ações subjacentes de maneira periódica enquanto limita giro do índice. Durante as revisões semestrais em Maio e Novembro, o índice é rebalanceado e os pontos de corte para grandes e médias capitalizações de mercado são recalculados.
- O fundo **Trend ETF ESG AWARE MSCI Emerging Markets | ESGE11** tem as seguintes características:
 - ✓ acessível ao público em geral
 - ✓ investimentos à partir de R\$ 10
 - ✓ liquidação D+2 (dias úteis)
 - ✓ Com exposição à variação cambial do dólar
 - ✓ taxa de administração 0,30% a.a.

 **Clique aqui para investir no fundo**
ESGE11

ESGE11 | Trend ETF ESG AWARE MSCI Emerging Markets

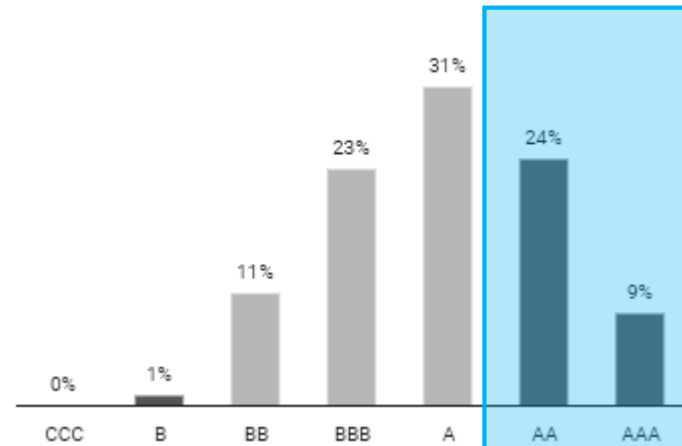
Sustainalytics e MSCI ESG Ratings

Sustainalytic ESG Risk Score | % of AUM

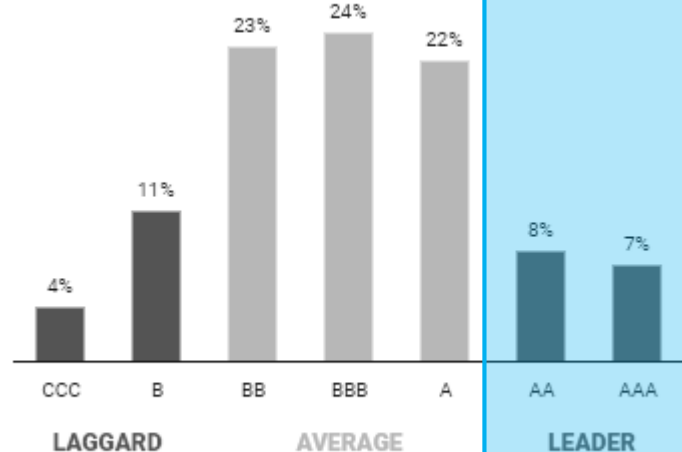


MSCI ESG Rating | % of AUM

iShares ESG Aware MSCI EM ETF (ESGE)

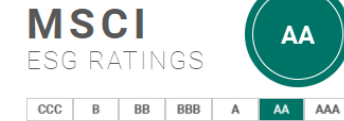


iShares MSCI Emerging Markets ETF (EEM)



iShares ESG Aware MSCI EM ETF (ESGE)

Peer Group: Equity Emerging Mkts Global
Country/Region: USA



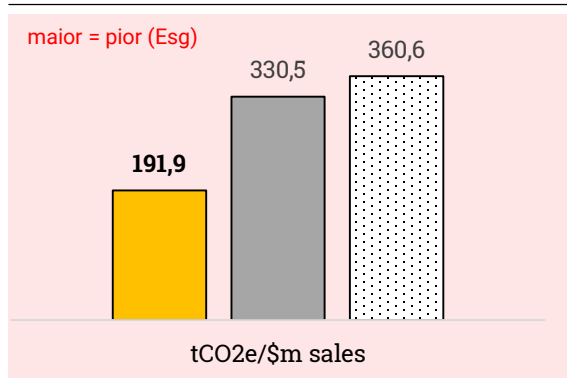
ESG Leaders (AA/AAA) | MSCI ESG Rating:

(...) companies that tend to show strong and/or improving management of financially relevant ESG issues. These companies may be more resilient to disruptions arising from ESG events.

ESGE11 | Trend ETF ESG AWARE MSCI Emerging Markets

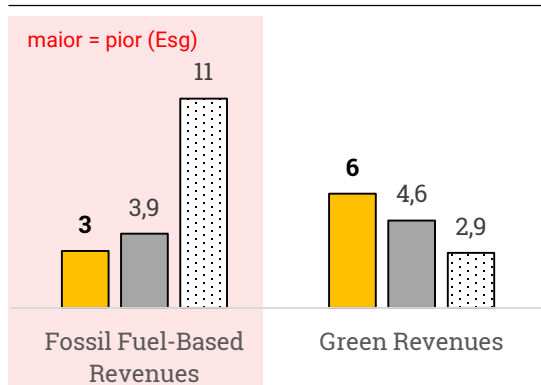
Indicadores MSCI ESG

Emissões de Carbono por Vendas | ton/USD \$M



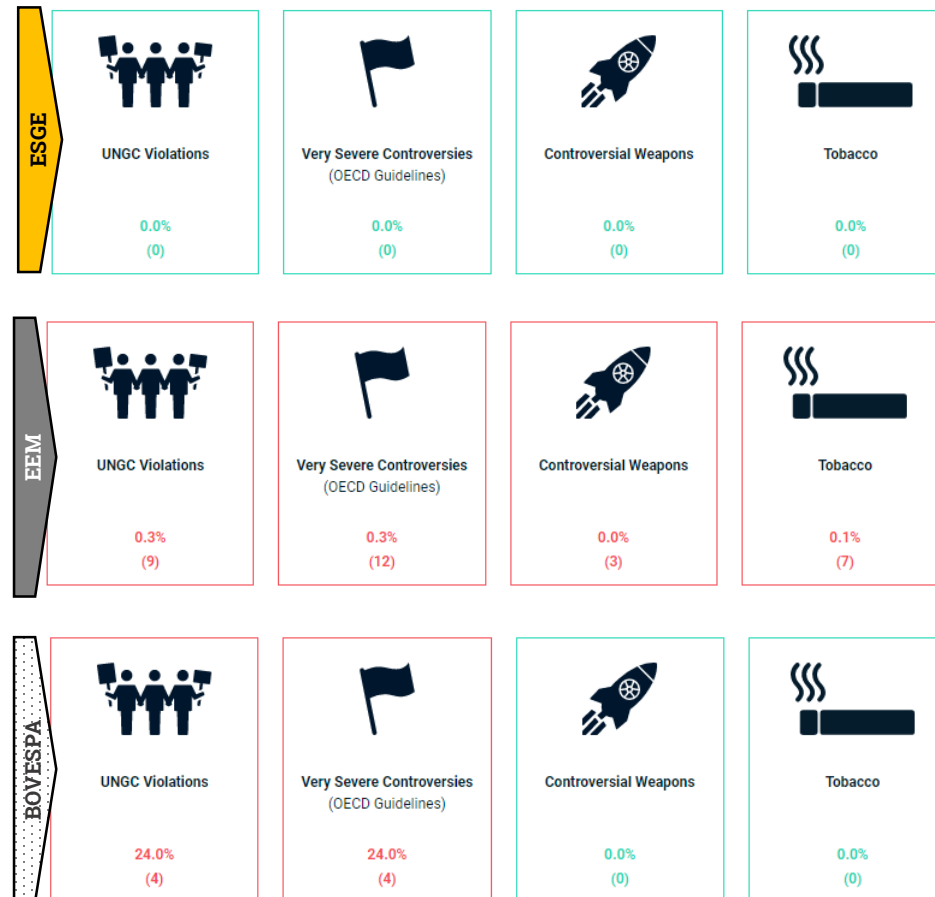
■ ESGE ■ EEM □ BOVESPA

Receita relacionada à Sustentabilidade | % peso

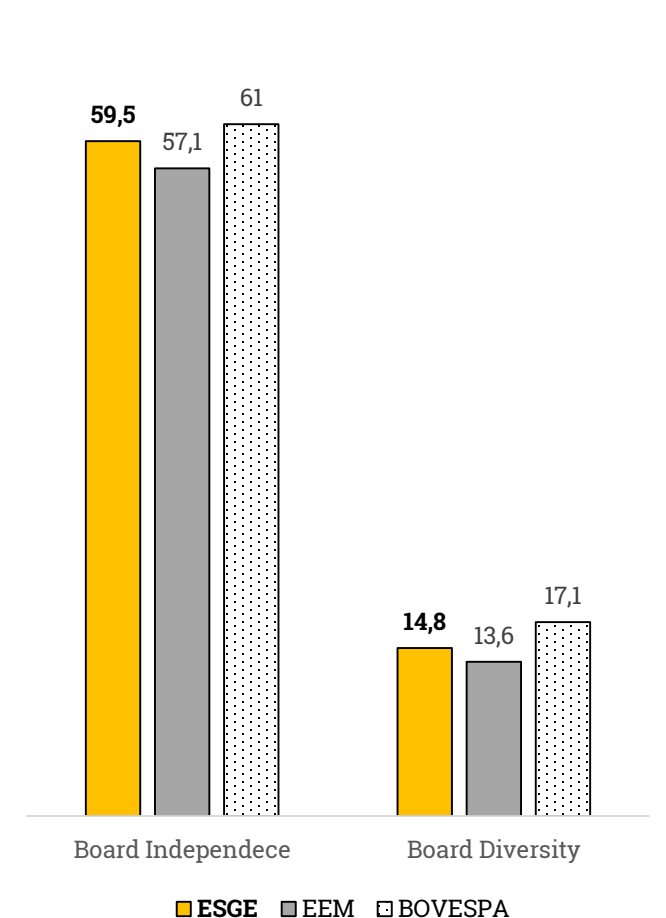


■ ESGE ■ EEM □ BOVESPA

Social, exposição à temas controversos | % peso (quantidade de empresas)



Governança, membros conselho administrativo | %¹



■ ESGE ■ EEM □ BOVESPA

ESG Fund Ratings – MSCI: iShares ESG Aware MSCI EM ETF (ESGE); iShares MSCI Emerging Markets ETF (EEM); IT Now IBOVESPA Fundo de Índice

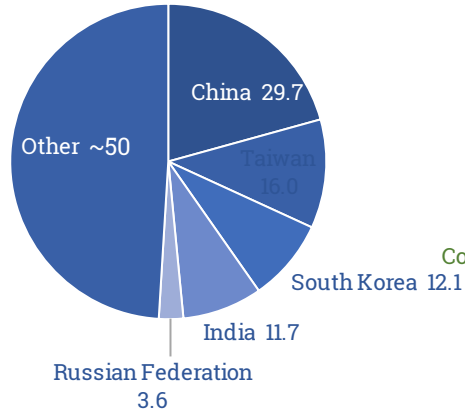
(1) weighted average

(EM) Emerging Markets in Americas (Argentina, Brazil, Chile, Colombia, Mexico, Peru), EMEA (Czech Rep, Egypt, Greece, Hungary, Kuwait, Poland, Qatar, Russia, Saudi Arabia, South Africa, Turkey, United Arab Emirates) and Asia (China, India, Indonesia, Korea, Malaysia, Pakistan, Phillipines, Taiwan, Thailand)

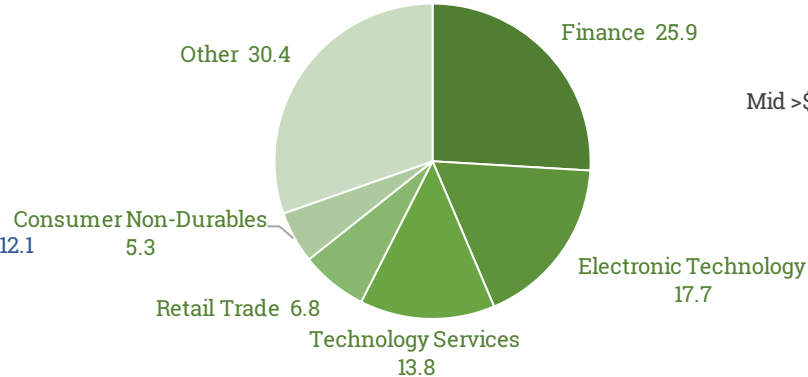


ESGE11 | Trend ETF ESG AWARE MSCI Emerging Markets: Composição

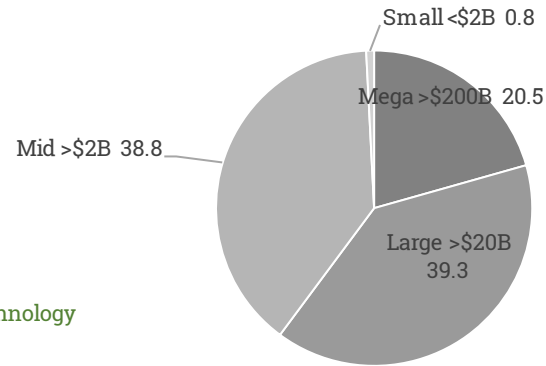
Por País (em % | peso)



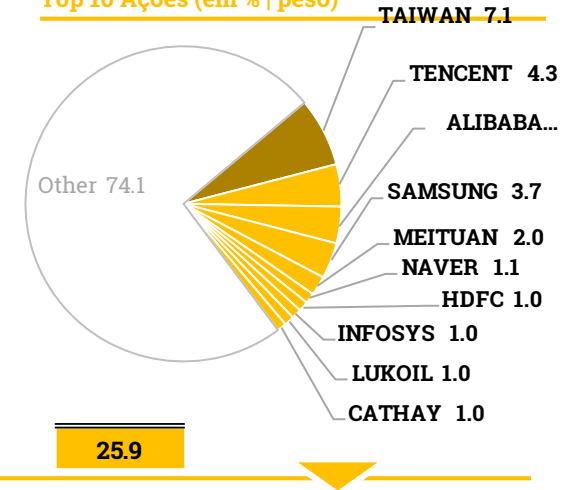
Por Setor (em % | peso)



Por Tamanho (em % | peso)



Top 10 Ações (em % | peso)



Weight %	Company	Sector	Ticker	Country	Market Cap	Business Description
7.1	TAIWAN SEMICONDUCTOR MFG CO	Electronic Technology	6889106	Taiwan	\$ 549.6B	Taiwan Semiconductor Manufacturing Co., Ltd. engages in the manufacture and sale of integrated circuits and wafer semiconductor devices. Its chips are used in personal computers and peripheral products; information applications; wired and wireless communications systems products; automotive and industrial equipment including consumer electronics such as digital video compact disc player, digital television, game consoles, and digital cameras. The company was founded by Chung Mou Chang on February 21, 1987 and is headquartered in Hsinchu, Taiwan.
4.3	TENCENT HOLDINGS LTD	Technology Services	BMMV2K8	China	\$ 579.0B	Tencent Holdings Ltd. is an investment holding company. It operates through the following segments: Value-Added Services, FinTech and Business Services, Online Advertising, and Others. The Value-added Services segment involves online and mobile games, community value-added services, and applications across various Internet and mobile platforms. The FinTech and Business Services segment provides fintech and cloud services, which include commissions from payment, wealth management and other services. The Online Advertising segment represents display based and performance based advertisements. The Other segment consists of trademark licensing, software development services, software sales, and other
3.8	ALIBABA GROUP HOLDING LTD	Retail Trade	BK6YZP5	China	\$ 444.5B	Alibaba Group Holding Ltd. engages in providing online and mobile marketplaces in retail and wholesale trade. It operates through the following business segments: Core Commerce; Cloud Computing; Digital Media & Entertainment; and Innovation Initiatives and Others. The Core Commerce segment comprises of platforms operating in retail and wholesale. The Cloud Computing segment consists of Alibaba Cloud, which offers elastic computing, database, storage and content delivery network, large scale computing, security, management and application, big data analytics, a machine learning platform, and other services provide for enterprises of different sizes across various industries. The Digital Media &
3.7	SAMSUNG ELECTRONICS CO LTD	Electronic Technology	6771720	South Korea	\$ 354.7B	Samsung Electronics Co., Ltd. engages in the manufacturing and selling of electronics and computer peripherals. The company operates through following business divisions: Consumer Electronics, Information Technology & Mobile Communications and Device Solutions. The Consumer Electronics business division provides cable television, monitor, printer, air-conditioners, refrigerators, washing machines and medical devices. The Information Technology & Mobile Communications business division offers handheld products, communication systems, computers and digital cameras. The Device Solutions business division comprises of memory, system large scale integrated circuit and light emitting diode. The
2.0	MEITUAN	Technology Services	BGJW376	China	\$ 187.4B	Meituan is an investment holding company, which engages in the provision of a platform that uses technology to connect consumers and merchants. It operates through the following segments: Food Delivery, In-store, Hotel, and Travel, and New Initiatives and Others. The Food Delivery segment provides food ordering and delivery service. The In-store, Hotel, and Travel segment offers merchants to sell vouchers, coupons, tickets, and reservations in the platform. The New Initiatives and Others segment includes revenue derived from cloud-based enterprise resource planning systems, integrated payment services, supply chain solutions to merchants, small and medium-sized merchants financing services, local transportation
1.1	NAVER CORP	Technology Services	6560393	South Korea	\$ 57.0B	NAVER Corp. engages in the provision of internet advertisement and search portal business. It offers services through the internet portals such as Naver, Jr. Naver and Happybean. The Naver provides community services including blogs and cafes, other convenient services such as news, knowledge shopping, maps, books, e-mail and naver tool bar. The Jr. Naver offers educational content for children including the homework helper and preschool, children and parents such as children's song world, fairy tale travel and parents room, entertainment services such as animal farm and game land. The Happybean is an online donation portal which acts as a bridge between internet users to participate in donation activities and
1.0	HOUSING DEVELOPMENT FIN (HDFC)	Finance	6171900	India	\$ 69.8B	Housing Development Finance Corp. Ltd. engages in provision of housing financing. The firm's offerings include loans for purchase and construction of a residential unit, purchase of land, home improvement loans, home extension loans, non-residential premise loans for professionals and loan against property and repayment options include step-up repayment facility and flexible loan installment plan. It operates through the following segments: Loans, Life Insurance, General Insurance, Asset Management, and Others. The company was founded by Hasmukh Thakorda Parekh on October 17, 1977 and is headquartered in Mumbai, India.
1.0	INFOSYS (INFOSYS TECH) LTD	Technology Services	6205122	India	\$ 95.5B	Infosys Ltd. is a digital services and consulting company, which engages in the provision of end-to-end business solutions. It operates through the following segments: Financial Services, Retail, Communication, Energy, Utilities, Resources, Services, Manufacturing, Hi-Tech, Life Sciences, and All Other. The company was founded by Dinesh Krishnan Swamy, Senapathy Gopalakrishnan, Narayana Ramarao Nagavara Murthy, Raghavan N. S., Ashok Arora, and S. D. Shibulal on July 2, 1981 and is headquartered in Bangalore, India.
1.0	OIL CO LUKOIL PJSC	Energy Minerals	B59SNS8	Russian Federation	\$ 70.9B	Oil Co. LUKOIL PJSC engages in the exploration, production, refining, marketing and distribution of oil. It operates through the following segments: Exploration & Production; Refining, Marketing & Distribution; and Corporate & Other. The Exploration & Production segment explores, develops and produces crude oil and gas. The Refining, Marketing & Distribution segment processes crude oil into refined products, purchases, sells and transports crude oil and refined petroleum products, refines and sells chemical products, produces steam and electricity, distributes them and provides related services. The Corporate & Other segment includes activities of the company's and businesses beyond the group's traditional
1.0	CATHAY FINANCIAL HLDGS CO LTD	Finance	6425663	Taiwan	\$ 27.3B	Cathay Financial Holdings Co., Ltd. engages in the provision of financial services. It operates through the following segments: Banking, Life Insurance, Properties and Casualty Insurance, Securities, and Other. The Banking operating segments operates permitted businesses of commercial banks provided by the Banking Act of the Republic of China. The Life Insurance segment focuses in the sales of traditional insurance policies, investment-linked insurance policies, and floating-rate annuity insurance products. The Properties and Casualty Insurance segment comprises fire, marine, land and air, liability, bonding, reinsurance, and other insurance. The Securities segment consists securities brokerage, discretionary, and

ESGE11 | Trend ETF ESG AWARE MSCI Emerging Markets: Retornos Comparativos

\$100 Investido últimos 5 anos | Sem proteção Cambial (como se "unhedged" USD/BRL)



— iShares ESG Aware MSCI EM ETF — iShares MSCI Emerging Markets ETF --- Brazil Bovespa Index

	iShares ESG Aware MSCI EM ETF	iShares MSCI Emerging Markets ETF	Brazil Bovespa Index
--	-------------------------------------	---	-------------------------

3 Meses	10.2%	9.8%	-13.3%
Acumulado YTD	10.3%	9.1%	-11.3%
12 Meses	16.1%	14.7%	12.3%
3 Anos (% a.a.)	29.4%	27.4%	6.1%
5 Anos (% a.a.)	30.0%	28.3%	13.6%
10 Anos (% a.a.)	--	17.7%	6.3%
20 Anos (% a.a.)	--	--	11.8%

Vol 12m (% a.a.)	21.8%	21.5%	21.1%
Vol 5 Anos (% a.a.)	21.1%	21.9%	26.9%
Vol 10 Anos (% a.a.)	20.8%	20.8%	25.1%

Retorno/Risco 12m	0.7x	0.7x	0.6x
Retorno/Risco 5 anos	1.4x	1.3x	0.5x
Retorno/Risco 10 anos	--	0.9x	0.3x

2020	16.8%	48.7%	2.9%
2019	21.6%	19.2%	31.6%
2018	-3.0%	-3.1%	15.0%
2017	38.7%	37.2%	26.9%
2016	--	-10.5%	38.9%
2015	--	21.9%	-13.3%
2014	--	5.9%	-2.9%
2013	--	8.6%	-15.5%
2012	--	28.3%	7.4%



Enviromental



Social

ESGE11

TREND ETF ESG AWARE MSCI USA

02/Out/2021

TREND
FUNDOS INDEXADOS



Governance



Emerging
Markets